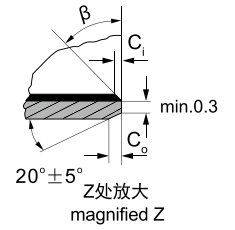
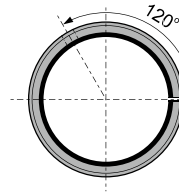
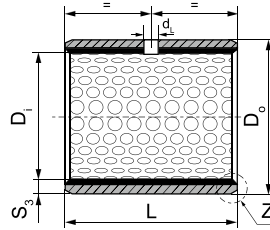



5420
5421
5422

Sleeve Bushing Specification & Tolerance
轴承规格及公差



内外倒角 ID and OD chamfers

S_3	C_o	C_i	β	S_3	C_o	C_i	β
1.0	0.6 ± 0.3	0.30 ± 0.2	$30^\circ \pm 5^\circ$	2.00	1.2 ± 0.4	0.50 ± 0.3	$30^\circ \pm 5^\circ$
1.5	0.7 ± 0.3	0.50 ± 0.2	$30^\circ \pm 5^\circ$	2.50	1.8 ± 0.6	0.80 ± 0.3	$45^\circ \pm 5^\circ$

单位Unit: mm

5420/5421/5422 Sleeve Bushing Specification & Tolerance
5420/5421/5422 轴承规格及公差

轴径 Shaft	10	12	14	15	16	18	20	22	25	28	30	35	40	45	50	55	60
D_s	-0.000			-0.000					0.000				0.000				0.000
h_8	-0.022			-0.027					-0.033				-0.039				-0.046
座孔 Housing	12	14	16	17	18	20	23	25	28	32	34	39	44	50	55	60	65
H7																	
D_H			$+0.018$				$+0.021$					$+0.025$					$+0.030$
			$+0.000$				$+0.000$					$+0.000$					$+0.000$
(OD) 外径公差	12	14	16	17	18	20	23	25	28	32	34	39	44	50	55	60	65
Tolerance																	
D_o			$+0.065$				$+0.075$					$+0.085$					$+0.100$
			$+0.030$				$+0.035$					$+0.045$					$+0.055$
(ID)压装后 内孔公差	10	12	14	15	16	18	20	22	25	28	30	35	40	45	50	55	60
After fixed																	
$D_{i.a}$			$+0.108$			$+0.111$		$+0.131$				$+0.155$				$+0.195$	
			$+0.040$			$+0.040$		$+0.050$				$+0.060$				$+0.080$	
壁厚 Wall thick-ness				-0.020					-0.025				-0.030				-0.040
S_3				-0.045					-0.055				-0.065				-0.085
			1.0					1.5				2.0			2.5		
配合间隙 Clearance	0.130			0.135		0.138		0.164		0.188		0.194		0.234	0.239		0.246
D_b	0.040			0.040		0.040		0.050		0.060		0.060		0.080	0.080		0.080
油孔 Oil hole						4						6				8	
d_i																	
10	●	●															
15	●	●	●	●	●	●	●	●	●								
20	●	●	●	●	●	●	●	●	●	●	●	●	●	●			
25				●	●	●	●	●	●	●	●	●	●	●			
30							●	●	●	●	●	●	●	●	●	●	●
35									●	●	●	●	●	●	●	●	●
40										●	●	●	●	●	●	●	●
45											●	●	●	●	●	●	●
50												●	●	●	●	●	●
55													●	●	●	●	●
60															●	●	●

5420
5421
5422

Sleeve Bushing Specification & Tolerance
轴承规格及公差



5420/5421/5422 Sleeve Bushing Specification & Tolerance
5420/5421/5422 轴承规格及公差

轴径 Shaft D _s h8	65	70	75	80	85	90	100	105	110	120	125	130	140	150	160	170	180	190	200	220	240	250	260	280	300
座孔 Housing H7 D _H	70	75	80	90	95	105	110	115	125	130	135	145	145	155	165	175	185	195	205	225	245	255	265	285	305
(OD) 外径公差 Tolerance D _o	70	75	80	85	90	95	105	110	115	125	130	135	145	155	165	175	185	195	205	225	245	255	265	285	305
(ID) 压装后 内孔公差 After fixed D _{ia}	65	70	75	80	85	90	100	105	110	120	125	130	140	150	160	170	180	190	200	220	240	150	160	180	300
壁厚 Wall thick- ness S ₃	2.5									2.5															
配合间隙 Clearance D _D	0.246 0.080			0.313 0.100			0.321 0.100			0.321 0.100						0.339 0.110			0.354 0.110						
油孔 Oil hole d _L	8			9.5						9.5						9.5									
40	●	●	●	●	●	●																			
50	●	●	●	●	●	●	●	●	●	●	●	●	●	●	●	●	●	●	●	●	●	●	●	●	●
60	●	●	●	●	●	●	●	●	●	●	●	●	●	●	●	●	●	●	●	●	●	●	●	●	●
80		●	●	●	●	●	●	●	●	●	●	●	●	●	●	●	●	●	●	●	●	●	●	●	●
90						●	●	●	●	●	●	●	●	●	●	●	●	●	●	●	●	●	●	●	●
95							●	●	●	●	●	●	●	●	●	●	●	●	●	●	●	●	●	●	●
100								●	●	●	●	●	●	●	●	●	●	●	●	●	●	●	●	●	●
110									●	●	●	●	●	●	●	●	●	●	●	●	●	●	●	●	●
120																		●	●	●	●	●	●	●	●



Order 订购

Catalog No. 目录号

5420
5421
5422

D_i
: 020
: 020
: 020

D_o
: 023
: 023
: 023

L
: 020
: 020
: 020